



# **CAVALIER** **LIVESTOCK** **EQUIPMENT**

## **PRODUCT RANGE** **— 2025 —**

**1800 900 204**



# ABOUT US

**CAVALIER LIVESTOCK EQUIPMENT** offers high-quality, durable solutions designed to improve efficiency and safety in livestock handling operations. Focused on innovation, our equipment is trusted by farmers to improve both productivity and animal welfare.

We provide reliable tools for effective livestock management, ensuring minimal labour requirements and a safer environment for both operators and animals.

In addition to our core product range, we offer **CAV AIR**, a line of advanced pneumatic equipment designed to improve operational efficiency and safety. These systems allow for remote operation, reducing workplace hazards and ensuring a steady flow of cattle through stockyards. With minimal noise, low maintenance, and environmentally friendly operation, **CAV AIR** is built to provide a reliable solution for livestock handling operations.



# CONTENTS

<b>CATTLE CRUSHES</b>	<b>4</b>
Cav Air Heavy Duty Cattle Crushes   <b>Pneumatic</b>	<b>5</b>
Heavy Duty Cattle Crushes	<b>7</b>
Budget Crush + Headbale	<b>9</b>
Cattle Crush Accessories + Weigh Boxes	<b>10</b>
Shelters	<b>11</b>
<b>CALF HANDLING</b>	<b>12</b>
Calf Crush	<b>13</b>
Calf Race Equipment + Cradles	<b>14</b>
<b>CATTLE YARD COMPONENTS</b>	<b>15</b>
Aussie Yard Components	<b>16</b>
Budget Yard Components	<b>19</b>
<b>CATTLE YARD PROCESSING EQUIPMENT</b>	<b>20</b>
Forcing Systems   Packages	<b>21</b>
Race & Pound Drafting	<b>22</b>
Cav Air Draft & Force   <b>Pneumatic</b>	<b>24</b>
<b>LOADING RAMPS</b>	<b>25</b>
3M & 4M Loading Ramp Ranges	<b>26</b>
6M & 8M Loading Ramp Ranges	<b>27</b>
Double Decker Ramp	<b>28</b>
<b>FEED EQUIPMENT</b>	<b>29</b>
<b>HORSE EQUIPMENT</b>	<b>31</b>
<b>SHEEP EQUIPMENT</b>	<b>34</b>



# CATTLE CRUSHES



**CAVALIER**  
LIVESTOCK  
EQUIPMENT



# MIDAS CRUSH



## FEATURES

- Remote wireless control up to 50m
- Cav-Air adjustable Headbale cylinders allows slow open inching with fast close capability
- Cav Livestock special non-slip poli-resin floor included.

<b>LENGTH</b>	3.400m	<b>WIDTH</b>	1.520m
<b>HEIGHT</b>	2.860m	<b>WEIGHT</b>	1010.00kg

## GREAT BENEFITS

- ✓ Environmentally friendly, low-maintenance pneumatic cattle crush
- ✓ Full pneumatic parallel squeeze sides to tame the most disgruntled beast
- ✓ Cav-Air exclusive scissor slide gate for speed and accurate cattle capture with movement, improving throughput
- ✓ Fully adjustable headbale speed and pressure for maximising operator control.

**\$33,948**

CAV AIR MSC

**\$34,691**

CAV AIR MSC 12

**\$35,416**

CAV AIR MSC 16





# SUPER SQUEEZE AIR CRUSH

Heavy Duty Air  
Lock Cylinders  
(Never let go!)

200L Air Tank Ensures  
Continuous Air Supply

**NON  
RATTLE  
CATCHES**



Precision Lever  
Control

## FEATURES

- 200L Air Tank ensures continuous air flow for reliable operation.
- Lever Control for easy and precise operation
- Cav Livestock special non-slip poli-resin floor
- Heavy-duty air lock cylinders provide the safest operating pneumatic headbale in the market.

<b>LENGTH</b>	3.400m	<b>WIDTH</b>	1.520m
<b>HEIGHT</b>	2.500m	<b>WEIGHT</b>	995.00kg

## GREAT BENEFITS

- ✓ Environmentally friendly, low-maintenance Pneumatic cattle crush
- ✓ Superb German Pneumatic Technology
- ✓ Designed to completely immobilise cattle quickly, efficiently and safely with the easy flow assistance of pneumatics.
- ✓ The control station and arm are interchangeable from near to off-side
- ✓ Simple to use, near-silent action less operator fatigue
- ✓ Reduce processing time by 30%,.

**\$27,302**

CAV AIR SSC

**\$28,132**

CAV AIR SSC 4

**\$29,158**

CAV AIR SSC 5

**\$29,988**

CAV AIR SSC 6

# CAV STABILISER CRUSH

All Material  
Galvanised  
Finished for  
Greater Life of  
Crush



Safest Headbale  
in the Market!



Semen Door on  
Working Side

## FEATURES

- Dual size squeeze – Anybody can use!
- Semen door on working side
- Needle gates on working side for safe access
- 100% Galvanised Australian Steel
- Zinc performance shield on internal components for added durability

<b>LENGTH</b>	2.930m	<b>WIDTH</b>	1.145m
<b>HEIGHT</b>	2.300m	<b>WEIGHT</b>	910.00kg

## GREAT BENEFITS

- ✓ One Touch Slide gate with precision bearing wheels to run smoother, quieter and last longer
- ✓ Galvanised Steel Base for strength and longevity
- ✓ Cavalier Heavy Duty Headbale, safest on the market with 3 tooth technology for ensuring safety and zero head movement when caught
- ✓ Reduces animal stress by minimising movement during processing.

# \$14,553

CRUSH PARASQ

# CAV VET CRUSH



## FEATURES

- Safest Headbale on the Market
- Market-Leading Non-Sag Hinged System
- 100% Galvanised Australian steel, including all moving parts.

<b>LENGTH</b>	2.930m	<b>WIDTH</b>	1.145m
<b>HEIGHT</b>	2.010m	<b>WEIGHT</b>	689.29kg

## GREAT BENEFITS

- ✓ Push-in single side squeeze (working side)
- ✓ One-touch operation, lockable slide gate, quick action and easy use
- ✓ Split gate on both sides, enabling vets to operate easily and safely from rear and side
- ✓ New & Improved folded sheet bottom on all gates to increase longevity
- ✓ Non-Rattle Catches.

**\$10,697**

CRUSH VET



# BUDGET VET CRUSH



## FEATURES

- Sheeted Side & Vet Gates for improved safety
- Telescopic One Touch Slide Gate
- Galvanised Steel Base for strength and longevity
- Safest headbale on the market with 3 tooth tongue for ensuring safety and zero head movement when caught.

<b>LENGTH</b>	2.900m
<b>WIDTH</b>	1.145m
<b>HEIGHT</b>	2.010m
<b>WEIGHT</b>	416.80kg

**\$4,942**

CRUSH BUDGET

## BUDGET HEADBALE


### FEATURES

- Super safe ratchet system
- 100% Galvanised steel including all moving parts
- 3 tooth tongue for ensuring zero head movement when working cattle.

<b>WIDTH</b>	1.145m
<b>HEIGHT</b>	2.010m
<b>WEIGHT</b>	166.38kg

**\$2,022**

HEADBALE BUDGET



## CRUSH ACCESSORIES

### REAR HANDLE

Rear handle designed to minimise baulking by operator standing behind beasts line of vision.



**\$489**

CRUSHACC REAR HANDLE

### POLY RESIN FLOOR

Lightweight and low noise, lasting durability, slip resistance, UV protection and easy to maintain.



**\$1,512**

CRUSHACC FLOOR PR

### HEAD SCOOP

Designed to restrict side to side, as well as up and down movement of the animal's head.



**\$944**

CRUSHACC HEAD SCOOP

## WEIGH BOXES

### GREAT BENEFITS

- ✓ Individual weigh boxes provide precise weight measurements for each animal, ensuring accurate data for health monitoring, feed management, and market readiness
- ✓ Weighing cattle individually minimizes stress compared to group weighing, as animals are handled more gently and efficiently.

### CAV WEIGH BOX WITH SLIDE GATE

**\$4,223**

CAV WB-SG

**LENGTH** 2.575m  
**WEIGHT** 414.93kg

### CAV WEIGH BOX

**\$3,117**

CAV WB-NSG

**LENGTH** 2.400m  
**WEIGHT** 330.72kg

### CAV WEIGH BOX WITH SLIDE GATE BOTH ENDS

**\$5,370**

CAV WB-SG2

**LENGTH** 2.750m  
**WEIGHT** 493.94kg

All weigh boxes are 0.87m wide x 2.025m high





## PERMANENT CRUSH SHELTERS

The simple and strong design provides a non-labour intensive & minimal material cost roofing and work area solution.



### SHELTER 6M X 6M



**\$2,623**

CRUSHACC SHELTER 6x6

**LENGTH** 6.000m **HEIGHT** 3.300m  
**WIDTH** 6.000m **WEIGHT** 414.20kg

### SHELTER 12M X 6M



**\$4,749**

CRUSHACC SHELTER 12x6

**LENGTH** 12.000m **HEIGHT** 3.300m  
**WIDTH** 6.000m **WEIGHT** 757.51kg

## LIVESTOCK SHELTER

### PERMANENT

A roof only structure predominantly utilised to protect livestock and their feed. The design generally incorporates a vented ridge to ensure ideal conditions for the livestock to lodge. Cattle should be provided with shelter in times of high and low temperatures.

**FROM**  
**\$14,400**

**ASK ABOUT**  
**OUR GREAT**  
**SUPPLY & INSTALL**  
**PACKAGES!**

**LENGTH** 6m, 9m, 12m 15m, 18m  
up to 24m wide in the standard  
range of Heavy Duty RHS Column  
Livestock Shelters.



**PERMANENT**  
**CATTLE YARDS ALSO**  
**AVAILABLE FROM**  
**CAV LIVESTOCK**  
**EQUIPMENT**




**CAVSHEDS**



GABLE END  
OPEN MACHINERY SHED



OPEN FRONT GABLE  
MACHINERY SHED



GABLE TUNNEL SHED



GABLE MACHINERY  
SHED with LOCKUP BAYS

For all your rural shed needs **CALL US TODAY 1800 948 204**



# CALF HANDLING



**CAVALIER**  
**LIVESTOCK**  
**EQUIPMENT**



# CAV Calf Crush



## FEATURES

- Easy to Catch and Fast Processing Calf Restraint
- Superior design allowing maximum access to calf
- Industry leading flank bar design
- Front Easy Catch Cav Ratchet Headbale
- New ratchet system to improve user efficiency
- 100% Galv Australian steel including all moving parts
- Poli-resin non-slip floor system.

**LENGTH** 1.742m  
**WIDTH** 0.600m  
**HEIGHT** 1.200m  
**WEIGHT** 188.700kg

**\$3,992**  
 CalfCRUSH

## CRUSH Calf Race Package

**PACKAGE**

### INCLUDES:

- 1 x 1.5m Calf Race Module
- 1 x 2.4m Calf Race Module
- 3 x Calf Slide Gate
- 12 x Yard Pins

### FEATURES

- ✓ Optimised for safe and efficient calf movement
- ✓ Designed to support low-impact calf processing
- ✓ Easy to integrate with existing equipment.



Note: Calf Crush Not Included in Package

**\$2,970**  
 CalfPACK RACE1

## CALF RACE MODULES

### 2.44M CALF RACE MODULE

- Complete Calf Race Module - Easy addition to any yard system
- Reinforced sheeted sides with brainer rail for efficient calf movement through race
- Compatible with Calf Crush
- 420mm Internal width.



**\$874**

CalfRM24

**LENGTH** 2.400m **HEIGHT** 1.549m  
**WIDTH** 0.500m **WEIGHT** 110.150kg

### 1.5M CALF RACE GATE MODULE

- Calf Cradle Holding Box Module with Race Gate
- Provides holding area for Calf prior to entry to the Cradle - a real time saver!
- Compatible with branding cradles
- 420mm Internal width.



**\$1,008**

Calf RGM15

**LENGTH** 2.000m **HEIGHT** 1.549m  
**WIDTH** 0.500m **WEIGHT** 99.940kg

### 1.5M CALF RACE MODULE

- Slows entry into the crush for low-stress handling
- Acts as a secure holding box for calves
- Ideal for tight yards
- Sheeted design reduces distractions
- Enables efficient, low-stress, low-impact calf handling.



**\$690**

CalfRM15

**LENGTH** 1.500m **HEIGHT** 1.549m  
**WIDTH** 0.500m **WEIGHT** 75.000kg

## CALF RACE ACCESSORIES

### CALF SLIDE GATE

- Easy to Operate Fast Action Calf Slide Gate. 420mm internal width
- Telescopic sheeted slide gate for reducing forward vision and making race calf movement easier.




**\$496**

Calf SSG

**LENGTH** 0.820m  
**WIDTH** 0.180m  
**HEIGHT** 1.545m

### CALF RACE BOW

Aussie made from 50mm SHS for easy and sturdy calf race construction.  
50 x 2mm SHS Frame.



**\$99**

CALFRB

**LENGTH** 0.510m  
**WIDTH** 0.040m  
**HEIGHT** 1.505m

### CALF RAIL PANEL



**\$172**

CalfRP2112

**LENGTH** 2.100m **HEIGHT** 1.350m  
**WIDTH** 0.050m **WEIGHT** 30.310kg

## CALF CRADLES

### MORRISSEY CRADLES



**HEAVY DUTY** 75.00kg

**\$5,742**

CalfCRADLE HD



**STANDARD** 65.00kg

**\$4,726**

CalfCRADLE

## CRADLE CALF RACE PACKAGE

### INCLUDES:

- 1 x 1.5m Calf Race Gate Module
- 1 x 2.4m Calf Race Module
- 2 x Calf Slide Gate
- 8 x Yard Pins

### PACKAGE




**\$2,770**

CalfPACK RACE2

To suit any calf cradle



# CATTLE YARD COMPONENTS



**CAVALIER**  
**LIVESTOCK**  
**EQUIPMENT**



## AUSSIE YARD COMPONENTS

### BULL RAIL YARD COMPONENTS

#### Bull Rail Panel

**\$223**

BullIRP21185

2.1m W x 1.8m H



**\$292**

BullIRP30185

3.0m W x 1.8m H



#### Bull Rail Manway Gate/Panel

**\$426**

BullIRMGP21

2.1m W x 2.25m H

**\$536**

BullIRMGP30

3.0m W x 2.25m H



#### Bull Rail Gate in Frame

**\$460**

BullIRGIF21

2.1m W x 2.4m H



**\$588**

BullIRGIF30

3.0m W x 2.4m H



#### Bull Rail Double Gate in Frame

**\$1,246**

BullIRDGIF42

4.2m W x 2.4m H

**\$1,598**

BullIRDGIF60

6.0m W x 2.4m H



### CATTLE RAIL YARD COMPONENTS

#### Cattle Rail Panel

**\$227**

CATRP21186

2.1m W x 1.8m H



**\$297**

CATRP30186

3.0m W x 1.8m H



#### Cattle Rail Manway Gate/Panel

**\$424**

CATRMGP21

2.1m W x 2.25m H

**\$529**

CATRMGP30

3.0m W x 2.25m H



#### Cattle Rail Gate in Frame

**\$464**

CATRGIF21

2.1m W x 2.4m H



**\$589**

CATRGIF30

3.0m W x 2.4m H



#### Cattle Rail Double Gate in Frame

**\$1,144**

CATRDGIF42

4.2m W x 2.4m H

**\$1,550**

CATRDGIF60

6.0m W x 2.4m H





## AUSSIE YARD COMPONENTS

### PREMIER YARD COMPONENTS

All Aussie Steel Portable Yard Components - 6 Rail 53 x 35 x 1.6mm

#### Premier Rail Panel

**\$153**

PremierCYP

2.1m W x 1.8m H



#### Premier Rail Gate in Frame

**\$350**

PremierGIF

2.1m W x 2.4m H

**\$462**

PremierGIF27

2.7m W x 2.4m H



#### Premier Rail Manway Gate/Panel

**\$323**

PremierMGP

2.1m W x 2.25m H



### CURVED PANELS

Curved design improves cattle flow and reduces backing for safer, low-stress handling.

#### Cav 1.6m Curved Internal Race Panel

**\$600**

CAV CP16



**LENGTH** 1.553m **HEIGHT** 1.800m  
**WIDTH** 0.050m **WEIGHT** 50.50kg

#### Cav 2.0m Curved External Race Panel

**\$548**

CAV CP20



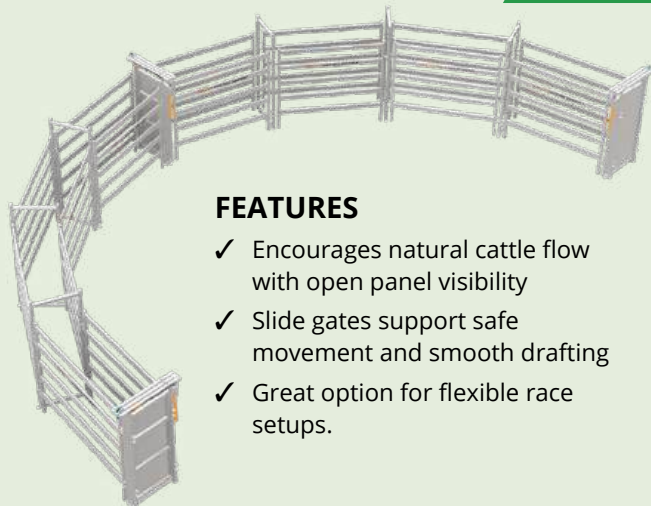
**LENGTH** 1.951m **HEIGHT** 1.800m  
**WIDTH** 0.050m **WEIGHT** 67.91kg



### CURVED PACKAGES

#### RAILED CURVED RACE

#### PACKAGE



#### FEATURES

- ✓ Encourages natural cattle flow with open panel visibility
- ✓ Slide gates support safe movement and smooth drafting
- ✓ Great option for flexible race setups.

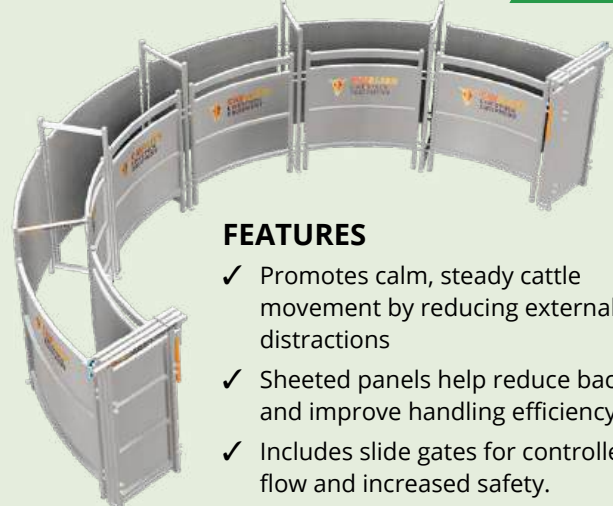
**\$6,979**

CAV CURVER Bull

**LENGTH** 20.4m  
**INTERNAL RADIUS** 5.90m

#### SHEETED CURVED RACE

#### PACKAGE



#### FEATURES

- ✓ Promotes calm, steady cattle movement by reducing external distractions
- ✓ Sheeted panels help reduce backing and improve handling efficiency
- ✓ Includes slide gates for controlled flow and increased safety.

**\$9,021**

CAV CURVER CP

**LENGTH** 12.9m  
**INTERNAL RADIUS** 3.20m

## AUSSIE YARD COMPONENTS

## CAVALIER SLIDE GATE

- Heavy Duty Telescopic Slide Gate, Folded Sheet for the ultimate strength
- One Touch Handle and ball bearing rollers for quick, simple and super smooth operation
- Sheeting provides excellent blanking and assists in slowing the flow of cattle in the race.

**\$699**

CAV SG



**LENGTH** 1.140m **HEIGHT** 2.000m  
**WIDTH** 0.200m **WEIGHT** 82.370kg

## BUDGET SLIDE GATE

- Great economic telescopic slide gate solution for any race
- Ball bearing wheels for smoother running
- One Touch Handle and bearing rollers for quick, simple and super smooth operation.

**\$490**

CAV SG BUDGET



**LENGTH** 1.140m **HEIGHT** 2.000m  
**WIDTH** 0.200m **WEIGHT** 68.130kg

## SPEAR TRAPS

- Gravity operated spear trap system that is easily installed to any yard system
- Designed for smooth easy moving arms at all times
- Can be fitted to Yards or Fences to achieve "Self Mustering" of your cattle.

## 4 Arm Spear Traps

## 5 Arm Spear Traps

**\$587**

SPEAR TRAP 4

**\$637**

SPEAR TRAP 5

**LENGTH** 1.120m  
**WIDTH** 0.400m  
**HEIGHT** 1.900m  
**WEIGHT** 66.50kg

**LENGTH** 1.120m  
**WIDTH** 0.400m  
**HEIGHT** 1.900m  
**WEIGHT** 75.59kg



## CAVALIER RACE BOW

- Sturdy 50mm Aussie SHS Frame with double lug connection system
- Hold Down bolt points provided for permanent installation or temporary pin down.

**\$116**

CAV RACEB



**LENGTH** 0.820m **HEIGHT** 1.080m  
**WIDTH** 0.050m **WEIGHT** 19.640kg

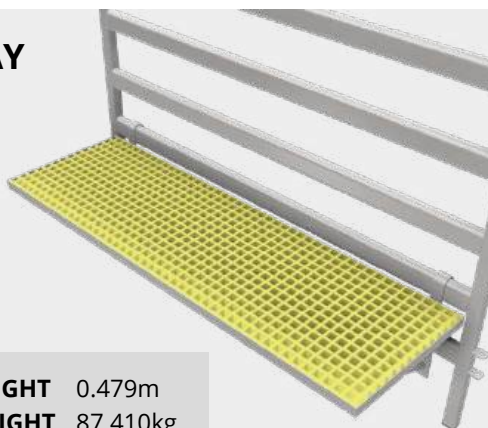
## YARD ACCESSORIES

## PANEL WALKWAY

Heavy Duty walkway that suspends from all Cavalier Yard Panels.

**\$576**

CAV WALK21



**LENGTH** 1.900m **HEIGHT** 0.479m  
**WIDTH** 0.680m **WEIGHT** 87.410kg

## POLY SHEETING

Light & Economical Visual Barrier Material for Cattle Yards. 0.9 x 20m (2mm thick) & 1.2 x 20m (3mm thick).

**\$249**

POLYSHEET 900

**\$375**

POLYSHEET 1200



## BUDGET YARD COMPONENTS

### BUDGET BULL RAIL YARD COMPONENTS

Bull Rail Panel



**\$204**

BullRP21185 (I)

2.1m W x 1.8m H

**\$300**

BullRP30185 (I)

3.0m W x 1.8m H

Bull Rail Gate in Frame



**\$378**

BullRGIF21 (I)

2.1m W x 2.4m H

**\$488**

BullRGIF30 (I)

3.0m W x 2.4m H

Bull Rail Manway Gate/Panel



**\$313**

BullRMGP21 (I)

2.1m W x 2.25m H

**\$391**

BullRMGP30 (I)

3.0m W x 2.25m H

### BUDGET CATTLE RAIL YARD COMPONENTS

Cattle Rail Panel



**\$207**

CATRP21186 (I)

2.1m W x 1.8m H

CATRP30186 (I)

**\$307**

3.0m W x 1.8m H

Cattle Rail Gate in Frame



**\$383**

CATRGI21 (I)

2.1m W x 2.4m H

**\$495**

CATRGI30 (I)

3.0m W x 2.4m H

Cattle Rail Manway Gate/Panel



**\$317**

CATRMGP21 (I)

2.1m W x 2.25m H

**\$398**

CATRMGP30 (I)

3.0m W x 2.25m H

### BUDGET PREMIER YARD COMPONENTS

Premier Rail Panel



**\$96**

PremierCYP (I)

2.1m W x 1.8m H

Premier Rail Gate in Frame



**\$257**

PremierGIF (I)

2.1m W x 2.25m H

Premier Rail Manway Gate/Panel



**\$245**

PremierMGP (I)

2.1m W x 2.25m H

### BUDGET ECONO YARD COMPONENTS

Econo Rail Panel



**\$96**

EconoCYP (I)

2.1m W x 1.8m H

Econo Rail Gate in Frame



**\$257**

EconoGIF (I)

2.1m W x 2.25m H





# CATTLE YARD PROCESSING EQUIPMENT



**CAVALIER**  
**LIVESTOCK**  
**EQUIPMENT**

## FORCING SYSTEMS

### 90 DEGREE FORCING YARD

- Move cattle quick & easy from Holding Yard to Race in this super safe Forcing Yard by Cav Livestock
- Sheeted "See Thru" Gate with Spring Loaded Safety Catch
- Saw Tooth section include in curved panels for the ultimate protection when cattle push back.



**\$5,383**  
CAV RFY90

**LENGTH** 3.050m **HEIGHT** 2.300m  
**WIDTH** 3.050m **WEIGHT** 421.00kg

### 90 DEGREE FORCING YARD

**PACKAGE**

- Upgraded 90 Degree Package to include quality connection to Race
- Fully braced with Aussie RHS top braces and Heavy-Duty flat bottom braces
- 1 x 2.1m Sheeted Panel + 1 x 3.0m Sheeted Panel + Race Bow included in package.




**\$6,475**  
CAV RFY90 PACK

**LENGTH** 6.900m **HEIGHT** 2.035m  
**WIDTH** 3.000m **WEIGHT** 561.33kg

### 180 DEGREE FORCING YARD

- Remove the stress when forcing livestock into a race!
- Available in clockwise and anticlockwise. Safety assured with gate locking at every 200mm increments.




**\$7,840**  
CAV RFY180

**LENGTH** 9.600m **HEIGHT** 2.400m  
**WIDTH** 3.000m **WEIGHT** 604.75kg

### 180 DEGREE FORCING YARD

**PACKAGE**



Fully braced with Aussie RHS top braces and Heavy Duty flat bottom braces.

**\$8,985**  
CAV RFY180 PACK

**LENGTH** 11.700m **HEIGHT** 2.400m  
**WIDTH** 3.000m **WEIGHT** 782.14kg

### CAV FORCE COLLAR SYSTEM

Machined force yard collars for added strength and stability. No gate sag hinges/collars.

### FORCING YARD WALKWAY

Welded walkway constructed from galvanised, heavy duty expanded metal and rectangular hollow section bracing and duragal flat non-slip edging.

**\$1,682**  
CAV RF90WW

**LENGTH** 4.800m  
**WEIGHT** 170.89kg

**\$3,176**  
CAV RF180WW

**LENGTH** 9.600m  
**WEIGHT** 341.78kg



### CURVED RACE + FORCE PACKAGE

**PACKAGE**

- The ULTIMATE package incorporate curved race and round force combination, which encourage animals to move forward without resistance. Also, this combination helps reduce stress levels and facilitate smoother handling.
- Add to an existing yard or talk to our team about implementing in a new yard system.



**\$21,456**  
CAV CURVER+FP



## RACE DRAFTING

## 3 WAY DRAFT MODULE



- All components 6 Bar 97 x 42 x 2mm Galvanised Cattle Rail
- Includes 2 x 1600mm drafting gates, spring assisted for quick and easy drafting.

**\$3,209**  
CAV 3WDGM

**LENGTH** 1.850m    **HEIGHT** 2.050m  
**WIDTH** 0.870m    **WEIGHT** 300.88kg

## 3 WAY DRAFT MODULE WITH WORKING GATES

- Designed for either Permanent Bolt Down Model or easily placed Portable Yard Draft Solution
- Working Gates latch from top of frame so that no Module Post required to interfere with working at the front of the crush
- All Heavy Duty Aussie Steel construction.



**\$3,997**  
CAV 3WDGM WG

**LENGTH** 2.990m    **HEIGHT** 2.050m  
**WIDTH** 0.870m    **WEIGHT** 216.88kg

## 5 WAY DRAFT MODULE

- All inclusive model designed to be placed at the front of a Cattle Crush
- Working Gates latch from top of frame so that no Module Post required to interfere with working at the front of the crush
- Designed for either Permanent Bolt Down Model or easily placed Portable Yard Draft Solution.



**\$6,982**  
CAV 5WDGM

**LENGTH** 3.675m    **HEIGHT** 2.045m  
**WIDTH** 0.870m    **WEIGHT** 508.87kg



## 5 WAY DRAFT MODULE WITH WORKING GATES

- All inclusive model designed to be placed at the front of a Cattle Crush
- Working Gates latch from top of frame so that no Module Post required to interfere with working at the front of the crush
- Designed for either Permanent Bolt Down Model or easily placed Portable Yard Draft Solution.

**\$7,824**  
CAV 5WDGM WG

**LENGTH** 4.815m    **HEIGHT** 2.045m  
**WIDTH** 0.870m    **WEIGHT** 590.36kg





## RACE DRAFTING

## 2 WAY SWITCH GATE MODULE

- Fast gate activation so desired animals are drafted without catching those not required
- Modular unit of heavy duty construction that can be added to any portable/permanent race or yard system
- This unit is an excellent addition to the entry point of a cattle loading ramp from the race.

**\$3,314**

CAV 2WSGM

**LENGTH** 1.800m    **HEIGHT** 2.045m  
**WIDTH** 1.745m    **WEIGHT** 264.00kg

## 2 WAY SWITCH GATE MODULE - SHEETED

- Direct animals safely and efficiently in two directions, with sheeted sides to reduce distraction and stress.
- Ideal for guiding stock toward crushes, ramps, or into separate yard sections.
- Designed to integrate seamlessly with portable or permanent setups.

**\$3,645**

CAV 2WSGM-S

**LENGTH** 1.800m    **HEIGHT** 2.045m  
**WIDTH** 1.745m    **WEIGHT** 292.00kg

## POUND DRAFTING

## DRAFTING POUND


- Heavy Duty System with Platform & Pipe Arm driven Gates
- Easily adapted or installed into any Permanent or Portable Yard System
- Platform with Gate Arm Guides, Safety Rails & Ladder with Chain Safety Top.

**\$10,404**

CAV POUND

**LENGTH** 4.311m    **HEIGHT** 2.600m  
**WIDTH** 4.311m    **WEIGHT** 890.00kg

## DRAFTING POUND WITH NO PLATFORM OPTION

**\$8,405**

CAV POUND NP

**LENGTH** 5.511m    **HEIGHT** 2.400m  
**WIDTH** 5.511m    **WEIGHT** 727.80kg



## CAV AIR DRAFT & FORCE | PNEUMATIC

### CAV-AIR SWITCH GATE MODULE

- Modular unit of heavy duty construction that can be added to any portable/ permanent race or yard system
- This unit is an excellent pneumatic addition to the entry point of a cattle loading ramp from the race.


**\$3,928**

CAV AIR 2WSGM

**LENGTH** 2.080m**WIDTH** 1.692m**HEIGHT** 2.040m**WEIGHT** 256.600kg

### CAV-AIR 3 WAY DRAFT MODULE

- Easy & simple draft option operated by either remote control or toggle lever
- Heavy Duty Aussie Galv. Steel Frame
- Increases speed and efficiency in processing in the race after exiting the cattle crush.


**\$4,928**

CAV AIR 3WDGM

**LENGTH** 1.800m**WIDTH** 1.020m**HEIGHT** 2.040m**WEIGHT** 256.35kg

### CAV-AIR SCISSOR SLIDE GATE

- Air Driven Slide Gate utilising scissor action open & close
- Utilises a simple push – pull system driven by air to provide a quick reaction open and close
- The gates fast reaction and scissor design eliminates beasts edging up beside the animal in front which stops traditional slide gates from closing.


**\$5,081**

CAV AIR SSG

**LENGTH** 0.280m**WIDTH** 1.440m**HEIGHT** 2.300m**WEIGHT** 95.000kg

### 3 WAY DRAFT MODULE WITH WORKING GATES

- Pneumatic 3 Way Draft System with Working Gates for drafting option at front of Cattle Crush
- 2 x 1100mm working gate
- NO frame posts to interfere in this critical area!
- Increases speed and efficiency in processing in the race after exiting the cattle crush.


**\$6,047**

CAV AIR 3WDGM WG

**LENGTH** 2.990m**WIDTH** 1.020m**HEIGHT** 2.040m**WEIGHT** 300.50kg

### RACE DRAFT SYSTEM

Innovative Race Draft System that Automatically Drafts Livestock Through Race Gates

- Choose Auto or Manual Gate opening & closing operation. Easy to install on farm to your EID products
- Ask about the NEW Cav Livestock Automatic Draft System – No need to do anything BUT hit the start button.

 3 X Gate Auto Draft +  
1 X 4 Channel Remote

**\$15,077**

PNEU CAD3000

 7 X Gate Auto Draft +  
1 X 8 Channel Remote

**\$15,770**

PNEU CAD7000

 3 X Gate Auto Draft  
System + Cattle Crush  
Control Box Inc. Remotes

**\$20,852**

PNEU CAD3000 CRUSH

 7 X Gate Auto Draft  
System + Cattle Crush  
Control Box Inc. Remotes

**\$26,627**

PNEU CAD7000 CRUSH





# LOADING RAMPS




**CAVALIER**  
**LIVESTOCK**  
**EQUIPMENT**

3M LOADING RAMP RANGE

3.0M FIXED RAMP

- Designed and constructed to ensure minimal stress when loading and unloading cattle
- Hold Down tabs front and rear for fixing to permanent base
- 97 x 42mm Galv. Cattle Rail & 65 x 65mm RHS frame, for superior life span
- Treated hardwood floor and runners.



**\$2,369**  
RAMP 30F

**LENGTH** 3.000m **HEIGHT** 3.160m  
**WIDTH** 1.800m **WEIGHT** 360.500kg

3.0M KNOCKDOWN RAMP

- Portable Ramp - Easy 2 person assembly
- 5 x simple, easy to fit components ONLY
- Sheeted sides with centre floor support
- Heavy Duty Galv Pins, inc centre ramp floor support
- Treated hardwood floor.



**\$2,038**  
RAMP 30KD

**LENGTH** 3.000m **HEIGHT** 3.140m  
**WIDTH** 1.820m **WEIGHT** 267.080kg

4M LOADING RAMP RANGE

4.0M FIXED RAMP

- Heavy Duty 4.0m Long Loading Ramp
- Excellent gradient for efficient movement of cattle on and off vehicle
- Hold Down tabs front and rear for fixing to permanent base
- 97 x 42mm Galv. Cattle Rail & 65 x 65mm RHS frame, for superior life span
- Treated hardwood floor and runners.



**\$2,838**  
RAMP 40F

**LENGTH** 4.000m **HEIGHT** 3.160m  
**WIDTH** 1.820m **WEIGHT** 470.67kg

**PLUS  
WALKWAY  
\$4,492**  
RAMP 40FWW

4.0M ADJUSTABLE RAMP



- Heavy Duty 4.0m Long Loading Ramp
- Excellent gradient for efficient movement of cattle on and off vehicle
- Hold Down tabs front and rear for fixing to permanent base
- 97 x 42mm Galv. Cattle Rail & 65 x 65mm RHS frame, for superior life span
- Treated hardwood floor and runners.

**\$4,173**  
RAMP 4ADF


**LENGTH** 4.000m **HEIGHT** 3.160m  
**WIDTH** 1.820m **WEIGHT** 501.90kg



## 6M LOADING RAMP RANGE

## 6.0M FIXED RAMP

- Includes full length walkway with safety rail to assist with the easy movement up ramp
- Standard ramps have side front platform with ladder.




**\$11,492**  
RAMP 60FWWP

**LENGTH** 6.000m **HEIGHT** 3.235m  
**WIDTH** 2.285m **WEIGHT** 988.90kg

## 6.0M FIXED RAMP WITH DOUBLE WALKWAY

- Front telescopic slide gate and multi position double barrier gates - lockable
- Heavy Duty construction with 7 Rail 115 x 42mm Galv. Aussie Cattle Rail.



**\$13,680**  
RAMP 60FWWP2

**LENGTH** 6.000m **HEIGHT** 3.235m  
**WIDTH** 2.285m **WEIGHT** 1356.310kg

## 8M LOADING RAMP RANGE

## 8.0M FIXED RAMP

- Deluxe 8.0m Fixed Loading Ramp with 1.2m Sheeted Sides
- Excellent gradient of ramp (over 6.0m) guarantees effective cattle movement on & off truck
- Sheeted sides ensure animal safety is guaranteed with legs remaining inside the walkway at all times
- Front Platform additional encourages good stock movement with Slide Gate for added control
- New Non-slip Poli-resin Walkway Floor with Safety Rail.



**\$12,975**  
RAMP 80

**LENGTH** 8.000m **HEIGHT** 3.200m  
**WIDTH** 1.920m **WEIGHT** 780.73kg

**PLUS  
DOUBLE  
WALKWAY  
\$17,455**  
RAMP 80FWWP2

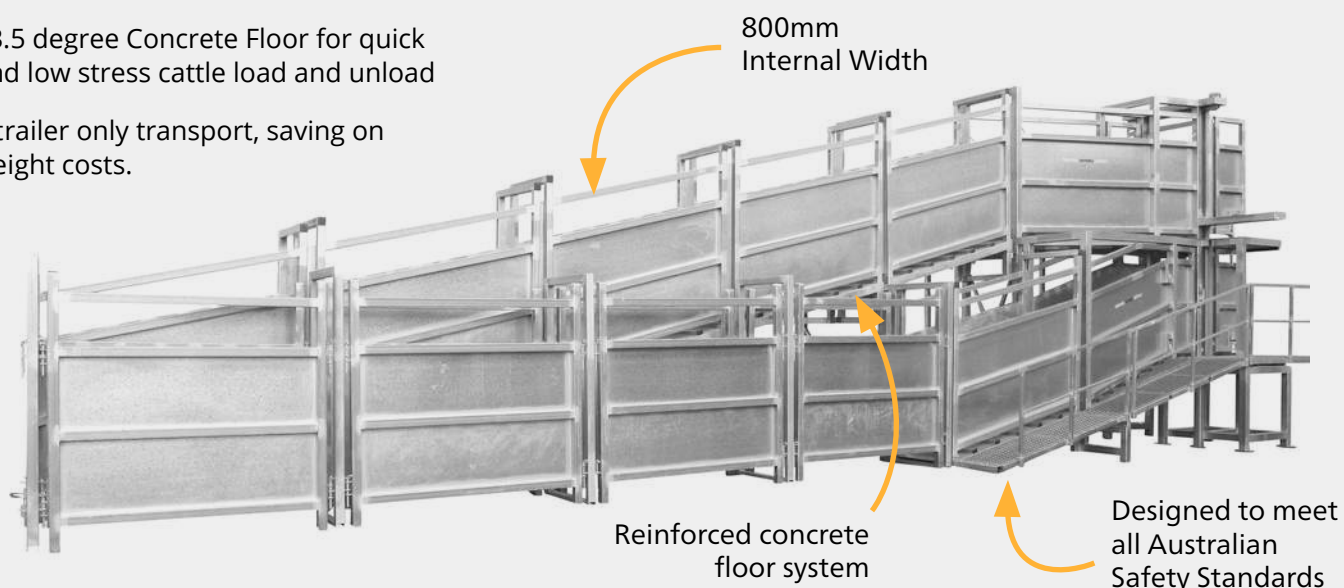
## DOUBLE DECKER RAMP

### 15.9M DOUBLE DECKER RAMP

- All 4.0mm and 5.0mm Aussie Galv Steel Frame constructed from 11.6t of full galvanised Aussie 3-5mm Steel
- Concrete floor with galvanised steel runners
- Unload easily and safely both top and bottom decks at the same time
- Innovative modular design ensures installation completed in under 6 hours, saving large amounts on costly on-site fabrication
- Both Walkways equipped with handrails
- 13.5 degree Concrete Floor for quick and low stress cattle load and unload
- 1 trailer only transport, saving on freight costs.



**DELIVERY & INSTALL  
DEALS AVAILABLE**



### QUALITY

- ✓ Reinforced concrete floor system encased in Hot Dip Galvanised structural steel frame.
- ✓ Heavy Duty lockable slide gate, located on both decks on truck end.
- ✓ All sides sheeted with 1.6mm Galvanised Australian sheeting.
- ✓ Double Barrier Gates for both top and bottom deck designed to accommodate side loading.
- ✓ 800mm Internal Width.



**\$70,937**  
RAMP DD

**LENGTH** 15.978m  
**HEIGHT** 5.000m

**WIDTH** 3.401m  
**WEIGHT** 11695.23kg



# FEED EQUIPMENT



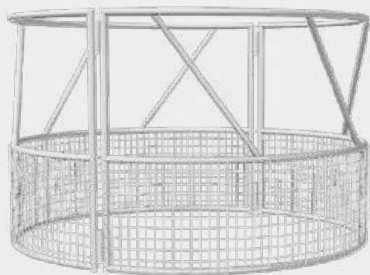
**CAVALIER**  
**LIVESTOCK**  
**EQUIPMENT**



## FEED EQUIPMENT

## SPLIT ROUND BALE FEEDER

- Sturdy 2 Piece Round Bale Feeder
- Easily divided into 2 x pieces for simple movement around the property
- Mesh base for containing hay.

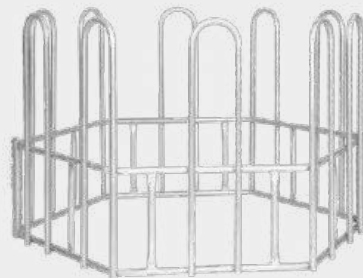


**\$492**  
SRBF

**LENGTH** 1.800m  
**WIDTH** 0.025m  
**HEIGHT** 1.300m  
**WEIGHT** 56.72kg

## TOMBSTONE FEEDER

- Sturdy 2 Piece Round Bale Feeder
- Ideal Feeder for Round Bales with very easy access to the hay for the livestock.



**\$484**  
TSRBF

**LENGTH** 1.800m  
**WIDTH** 0.025m  
**HEIGHT** 1.285m  
**WEIGHT** 75.26kg

## HAY FEEDER

Sheeted Tray ensures minimal waste by capturing all excess during feeding.



**\$997**  
HF8XW

**LENGTH** 2.400m  
**WIDTH** 1.100m  
**HEIGHT** 1.500m  
**WEIGHT** 129.91kg

## DOUBLE BALE FEEDER

- Heavy Duty Two Hay Bale Feeder with Sheeted Tray
- Fully Braced to ensure the longevity of the product
- 11 x Heavy Duty Pipe V Holders at correct spacing allows all livestock and easily feed on the produce.



**\$1,598**  
HDF10

**LENGTH** 3.300m  
**WIDTH** 1.500m  
**HEIGHT** 1.500m  
**WEIGHT** 230.94kg

## 3 TONNE GRAIN BIN

- Easy open controlled lid accessible from the ground
- Self feeding bins for grain distribution of approx. 2.5 to 3 tonne of medium weight grain.



**\$3,776**  
GB3

**LENGTH** 2.400m  
**WIDTH** 2.450m  
**HEIGHT** 2.200m  
**WEIGHT** 350.00kg

## 4.5 TONNE GRAIN BIN

- Adjustable Feed Release
- Self feeding bins for grain distribution to livestock in the paddock or yards.
- Approx. 4 - 4.5 tonne capacity (based on medium weight feed)



**\$5,638**  
GB4.5

**LENGTH** 3.600m  
**WIDTH** 2.450m  
**HEIGHT** 2.200m  
**WEIGHT** 550.00kg

## COMBINATION FEEDER

Excellent Coverage over Feed Holding Area for Waterproofing

**\$2,154**  
GBF

**LENGTH** 2.400m  
**WIDTH** 1.100m  
**HEIGHT** 1.500m  
**WEIGHT** 130.00kg





# HORSE EQUIPMENT



**CAVALIER**  
**LIVESTOCK**  
**EQUIPMENT**



## HORSE CRUSH

- Horse Crush designed to allow safe and easy access to any horse that requires a home treatment or veterinary procedures
- Non-bruising over rail sides: equipped with holes for bar restraints which can hold the animal to the front or rear of the crush
- Adjustable bridle holder to handle all sized horses.
- Fitted with one front gate, two rear gates and an internal quick-release door for safe and easy access.
- Includes a removable head restraint and top rear gate to assist with veterinary procedures while keeping handlers protected.
- Rotating vet tray can be positioned at the front or rear for flexible treatment access.



**\$3,602**

HorseCRUSH

**LENGTH** 2.330m **HEIGHT** 2.565m  
**WIDTH** 0.930m

## HORSE YARDS

### HORSE YARD COMPONENTS

Cost effective budget horse components from fully galvanised steel.

2.1m Horse Gate in Frame Walkthrough

**\$457**

HorseGIF2130

**LENGTH** 2.100m  
**WIDTH** 0.050m  
**HEIGHT** 3.000m  
**WEIGHT** 64.97kg



2.1m Horse Panel

**\$96**

PremierCYP(i)

**LENGTH** 2.100m  
**WIDTH** 0.050m  
**HEIGHT** 1.800m  
**WEIGHT** 30.00kg



### HORSE ROUND YARD SYSTEM



Portable round yards are a flexible and practical option. Easy to resize, relocate, and reuse for other yard setups. Their ability to absorb impact also makes them a safer choice for horses.

#### PRICE INCLUDES:

- Budget Premier Panels
- 1 x Horse Premier Gate in Frame
- Yard Pins to Suit

**\$2,089**

HorseY12

**DIAMETER**  
12.03m

**\$2,377**

HorseY14

**DIAMETER**  
14.04m

**\$2,665**

HorseY16

**DIAMETER**  
16.04m

**\$2,953**

HorseY18

**DIAMETER**  
18.05m

**\$3,241**

HorseY20

**DIAMETER**  
20.05m



## HORSE ARENAS

### BUDGET HORSE ARENA



FROM  
**\$97,846**

CAV HORSE ARENAS are designed to provide a superior structure for indoor riding, dressage, show jumping, reining and/or pleasure. **ARENA STRUCTURES** start at a span of 20.0m, however the Cav Sheds Arena range includes 25.0m, 30.0m, 35.0m & 40.0m Spans.

### CAV HORSE ARENA



## HORSE STABLE SHEDS

### AMERICAN STYLE BARN



FROM  
**\$19,926**

CAV SHED STABLES feature a traditional design with a central breezeway accessible from both ends. Mullions define the space and allow easy fit-out of stable areas, with options to add a Tack or Feed room.

### GABLE ROOF STYLE



## HORSE STABLE EXTRAS

### HORSE PARTITIONS

Partitions constructed from 50 x 2.5mm Galvanised SHS frames, 20 x 1.6mm Galvanised SHS verticals and 16mm waterproof marine ply base.

- The Cavalier Stable Partition has been designed to fit into any structure and transform it into a strong and durable stable system at a price the horse owner can afford!
- The design allows the partitions to be utilised in a portable or permanent structure.



<b>FRONT WALL</b>	<b>\$1,953</b> HorseSPFSD	<b>LENGTH</b> 3.930m	<b>HEIGHT</b> 2.400m
		<b>WIDTH</b> 0.050m	
<b>SIDE or BACK WALL</b>	<b>\$1,320</b> HorseSPS	<b>LENGTH</b> 3.930m	<b>HEIGHT</b> 2.400m
		<b>WIDTH</b> 0.050m	

### STABLE DAY YARD DOOR

- 2.4m High x 1.2m Wide Split Barn Doors.
- Pre-hung in door jam
- Ply lined for strength
- Excellent for Stable entry and exit to day yards or paddocks.

**\$1,690**  
PADSPLIT CB





# SHEEP EQUIPMENT



**CAVALIER**  
**LIVESTOCK**  
**EQUIPMENT**



## PORTABLE SHEEP YARD COMPONENTS

All Components 30 x 30 x 1.6mm with 59 x 30 x 1.6mm Top Rail

### Sheep Panels

Stops jumpers and small sheep from escaping. Strong, light and easy to move.

**\$88**

SHEEP P2(i)

LENGTH	2.000m
WIDTH	0.040m
HEIGHT	1.100m
WEIGHT	21.97kg



### Sheep Gate in Frame

Open top for safer sheep handling and easy access for operators.

**\$156**

SHEEPGIF2(i)

LENGTH	2.000m
WIDTH	0.050m
HEIGHT	1.100m
WEIGHT	26.92kg




### Sheep Race Bow

Galvanised channel base with hold down lugs for race stability.

**\$80**

SHEEPRB

LENGTH	0.650m
WIDTH	0.050m
HEIGHT	1.100m
WEIGHT	10.66kg



### Sheep Race Gate

Used to control the flow of the sheep in the race sections.

**\$174**

SHEEPRG

LENGTH	0.650m
WIDTH	0.050m
HEIGHT	1.100m
WEIGHT	19.05kg



## FIXED V DRAFT

The sheeted sides in a V position, help to restrict sheep movement sideways and keep sheep moving steadily through the draft in a single line.


**\$1,341**

SHEEPPVDRAFT

LENGTH	3.850m
WIDTH	0.650m
HEIGHT	1.100m
WEIGHT	171.66kg

### BENEFITS:

- ✓ Dual 1200mm swing gates provide controlled access from both sides
- ✓ V-shaped frame helps reduce stress and speeds up drafting process
- ✓ Compact footprint suits tight sheep yard configurations.




## KNOCK DOWN SHEEP LOADING RAMP

This knockdown sheep ramp is a great portable yard option, designed as a 3 piece easy setup. It is also suitable for loading/unloading onto a ute or box trailer.

**\$1,469**

SHEEPLR24KD

LENGTH	2.501m
WIDTH	0.650m
HEIGHT	1.100m





**CAVALIER**  
**LIVESTOCK**  
**EQUIPMENT**

**1800 900 204**

[info@cavalierlivestock.com.au](mailto:info@cavalierlivestock.com.au)

[cavalierlivestock.com.au](http://cavalierlivestock.com.au)